

VRLA / SLA Battery series is designed with AGM (Absorbent Glass Mat). In High Performance Plate with Anticorrosion Powder in Purify Electrolyte. Innovation Design of Fully Maintenance Free in Float Life 5 years. This is Highly Suited to Backup Applications in UPS/EPS, Security Alarm System, Emergency Light and other applications

Feature

- Smart UPS Battery Design up to 10%
- Battery Capacity 40Ah / 1140W-5min
- AGM/SLA - Seal Lead Acid Battery
- Maintenance Free Battery Operation
- Non-Spillable Construction Design
- ABS container & Cover UI94HB-0
- Safety Value in explosion proof
- CE & UL Product Certification
- ISO9001 & ISO14001 Certified Factory

Application

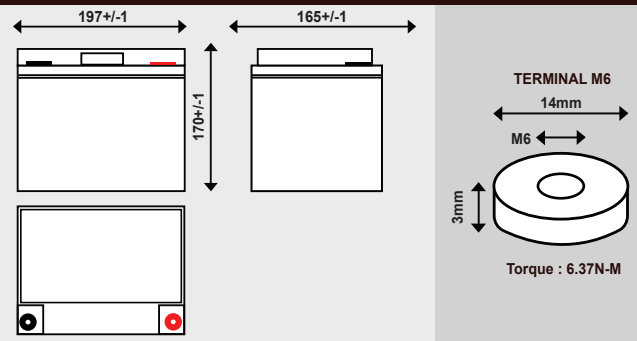
- UPS & EPS
- Emergency System
- Communication Eq.
- Security System
- Control Equipment
- Solar System
- Medical Equipment
- Cable TV & CCTV

Specifications

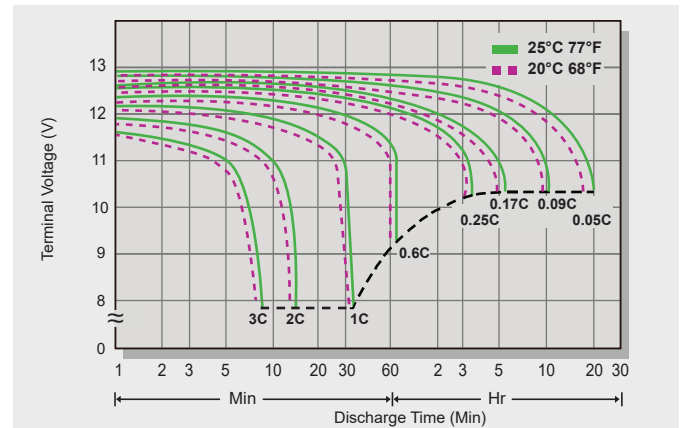
Voltage Normal	: 12 VDC	in 6 Cell
Capacity @20Hr	: 42.0Ah	@2.1A/ 24W
	@ 5Hr	: 34.0Ah @6.7A/ 85W
	@ 1Hr	: 25.0Ah @25 A/ 291W
	@15min	: 15.0Ah @62 A/ 684W (*UPS)
	@ 5min	: 8.8Ah @106A/ 1140W (*UPS)
Max. Discharge	: 500A	@14C
Max. Charge Current	: 12.0A	@0.3C
Internal Resistance	: Apporx. 10 mΩ	Full Charge at 25°C
Design Float Life	: 10 years	at 25 °C
Cycle Lift Service	: 1500 cycles	at DOD 25%
Float Charge Voltage	: 13.5-13.8V	(-20mV/°C) at 25°C
Cycle Charge Voltage	: 14.4-15.0V	(-30mV/°C) at 25°C
Operation Temp.	: Normal	25+/- 3 °C
	: Discharge	-15 – 50 °C
	: Charge	-15 – 50 °C
	: Storage	-15 – 50 °C
Self Discharge	: more than 6 Month	at 25°C
Terminal	: M6	
Container Material	: ABS UL94 HB-0	(Option :UL94V-0)
Physical	: 197x165x170mm	– 13 Kgs



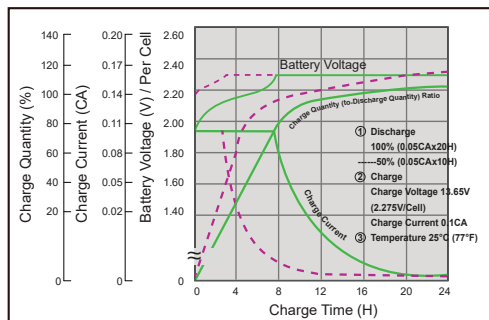
Dimension 197x165x170mm Weight = 13kgs @M6



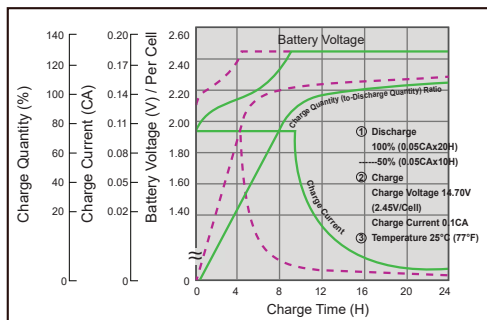
Terminal Voltage (V) and Discharge Time



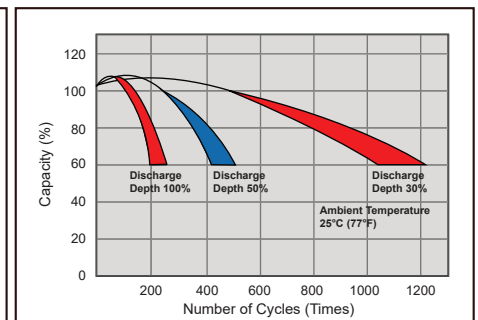
Battery Voltage and Charge Time for Standby Use



Battery Voltage and Charge Time for Cycle Use



Cycle Service Life



Constant Current(Amp) and Power (Watt/Box) Discharge Table

VRLA-Battery Performance : %DOD, Constant Current, Constant Power (25°C / 10.2 F.V.)

Discharge Time	5 Min	10Min	15Min	20Min	30Min	60Min	2Hr	3Hr	5Hr	10Hr	20Hr
%DOD	22%	32%	39%	42%	49%	62%	70%	81%	84%	100%	105%
Cons.Current	106A	78A	62A	50.4A	39.2A	24.7A	14.0A	10.8A	6.7A	4.0A	2.1A
Cons. Power	1140W	858W	684W	554W	442W	291W	161W	124W	85.2W	48.1W	24.2W

EWAVE.BRO-15.BATT GB12-40 / 1140W.Rev1.00/2019