

VRLA / SLA Battery series is designed with AGM Long life/Duration In High Performance Plate with Gain Extra Powder in Purify Electrolyte. Innovation Design of Fully Maintenance Free in Float Life 12 years. This is Highly Suited to Backup Applications in UPS/EPS, Security Alarm System, Deep Cycle Applications use in Telecom System and Solar System.

Feature

- Smart UPS Battery Design up to 15%
- Battery Capacity 250Ah / 4200W - 15min
- AGM/SLA - Seal Lead Acid Battery
- Maintenance Free Battery Operation
- Non-Spillable Construction Design
- ABS container & Cover UL94HB-0
- Safety Value in Explosion proof
- CE & UL Product Certification
- ISO9001 & ISO14001 Certified Factory

Application

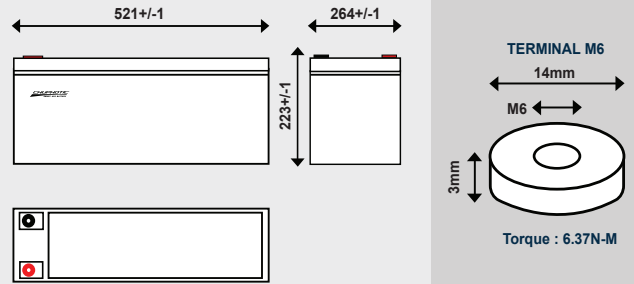
- UPS & EPS
- Emergency System
- Communication Eq.
- Control Equipment
- Solar System
- Alarm System
- Medical Equipment
- Cable TV & CCTV
- Solar System



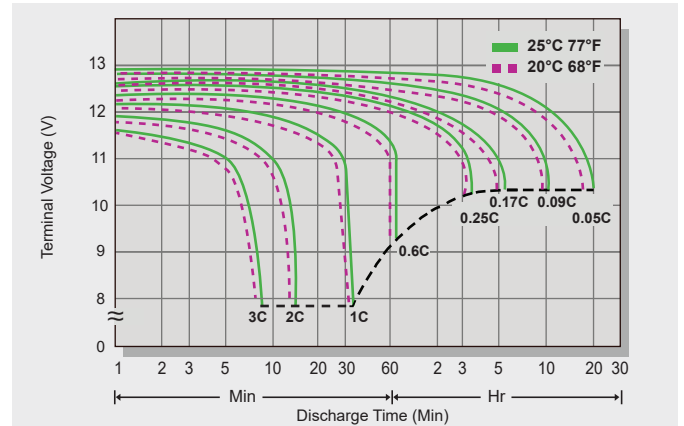
Specifications

Voltage Normal	: 12 VDC in 6 Cell
Capacity @20Hr	: 264Ah @13.2A/ 159W
@ 5Hr	: 212Ah @42.4A/ 485W
@ 1Hr	: 154Ah @154 A/ 1728W
@15min	: 97Ah @388 A/ 4260W (*UPS)
@ 5min	: 55Ah @665 A/ 7140W (*UPS)
Max. Discharge	: 3500A @14C
Max. Charge Current	: 75A @0.3C
Internal Resistance	: Apporx. 3 mΩ Full Charge at 25°C
Design Float Life	: 12 years at 25 °C
Cycle Lift Service	: 1500 cycles at DOD 25%
Float Charge Voltage	: 13.5-13.8V (-20mV/°C) at 25°C
Cycle Charge Voltage	: 14.4-15.0V (-30mV/°C) at 25°C
Operation Temp.	: Normal 25+ / -3 °C
	: Discharge -15 – 50 °C
	: Charge -15 – 50 °C
	: Storage -15 – 50 °C
Self Discharge	: more than 6 Month at 25°C
Terminal	: M6
Container Material	: ABS UL94 HB-0 (Option :UL94V-0)
Physical	: 521x264x223mm – 72 Kgs

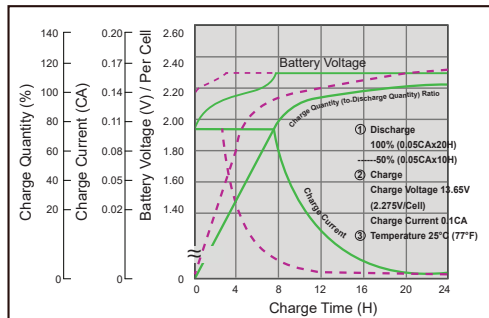
Dimension 521x264x223mm Weight = 72kgs @M6



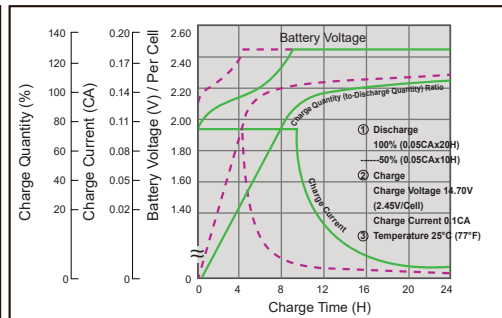
Terminal Voltage (V) and Discharge Time



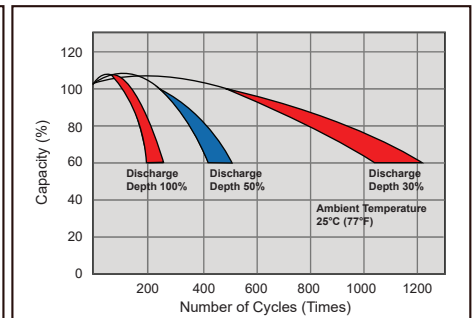
Battery Voltage and Charge Time for Standby Use



Battery Voltage and Charge Time for Cycle Use



Cycle Service Life



CHU-BRO-15.BAT.UB12250-4200W.Rev1.00/2020

Constant Current(Amp) and Power (Watt/Box) Discharge Table

VRLA-Battery Performance : %DOD, Constant Current, Constant Power (25°C / 10.2 F.V.)

Discharge Time	5 Min	10Min	15Min	20Min	30Min	60Min	2Hr	3Hr	5Hr	10Hr	20Hr
%DOD	22%	32%	39%	42%	49%	62%	70%	81%	85%	100%	106%
Cons. Current	665A	488A	388A	315A	245A	154A	87.5A	67.5A	42.4A	25.0A	13.2A
Cons. Power	7140W	5370W	4260W	3465W	2760W	1728W	1006W	774W	485W	300W	159W