

VRLA / SLA Battery series is designed with AGM Long life/Duration In High Performance Plate with Gain Extra Powder in Purify Electrolyte. Innovation Design of Fully Maintenance Free in Float Life 12 years. This is Highly Suited to Backup Applications in UPS/EPS, Security Alarm System, Deep Cycle Applications use in Telecom System and Solar System.



Feature

- Smart UPS Battery Design up to 15%
- Battery Capacity 55Ah/900W - 15min
- AGM/SLA - Seal Lead Acid Battery
- Maintenance Free Battery Operation
- Non-Spillable Construction Design
- ABS container & Cover UL94HB-0
- Safety Value in Explosion proof
- CE & UL Product Certification
- ISO9001 & ISO14001 Certified Factory

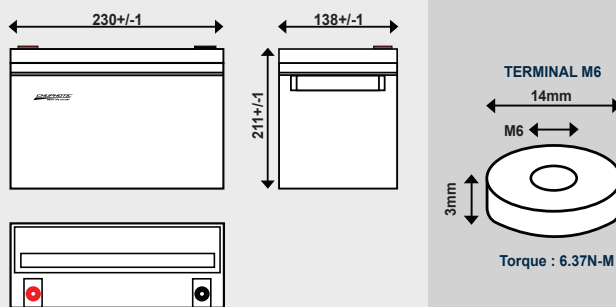
Application

- UPS & EPS
- Emergency System
- Communication Eq.
- Control Equipment
- Solar System
- Alarm System
- Medical Equipment
- Cable TV & CCTV
- Solar System

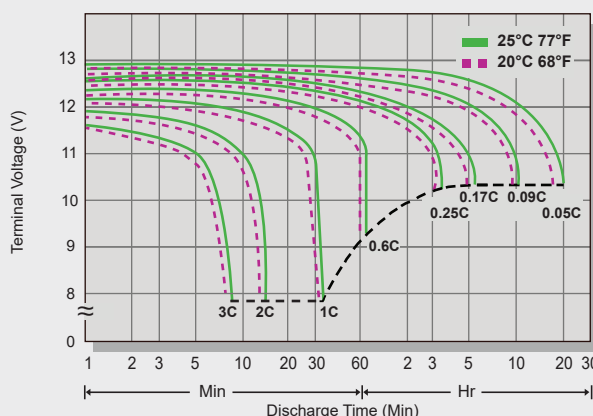
Specifications

Voltage Normal	: 12 VDC	in 6 Cell
Capacity @20Hr	: 58Ah	@2.91A/ 35W
@ 5Hr	: 46Ah	@9.32A/ 107W
@ 1Hr	: 35Ah	@35.8A/ 400W
@15min	: 21Ah	@85.3A/ 936W (*UPS)
@ 5min	: 12Ah	@146 A/ 1572W (*UPS)
Max. Discharge	: 700A	@14C
Max. Charge Current	: 16A	@0.3C
Internal Resistance	: Apporx. 6 mΩ	Full Charge at 25°C
Design Float Life	: 12 years	at 25 °C
Cycle Lift Service	: 1500 cycles	at DOD 25%
Float Charge Voltage	: 13.5-13.8V	(-20mV/°C) at 25°C
Cycle Charge Voltage	: 14.4-15.0V	(-30mV/°C) at 25°C
Operation Temp.	: Normal	25+ / -3 °C
	: Discharge	-15 – 50 °C
	: Charge	-15 – 50 °C
	: Storage	-15 – 50 °C
Self Discharge	: more than 6 Month	at 25°C
Terminal	: M6	
Container Material	: ABS UL94 HB-0	(Option :UL94V-0)
Physical	: 230x138x211mm	– 17 Kgs

Dimension 230x138x211mm Weight = 17kgs @M6



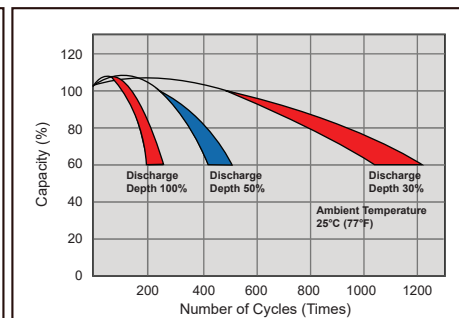
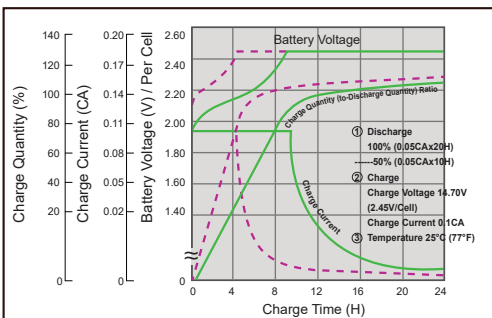
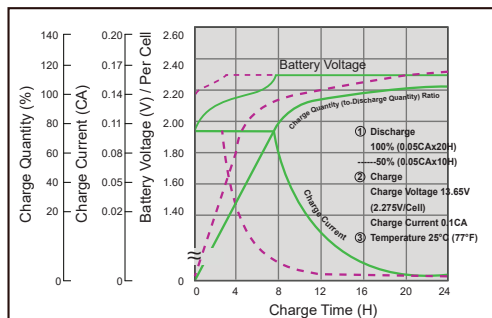
Terminal Voltage (V) and Discharge Time



Battery Voltage and Charge Time for Standby Use

Battery Voltage and Charge Time for Cycle Use

Cycle Service Life



Constant Current(Amp) and Power (Watt/Box) Discharge Table

CHU-BRO-03.BAT.UB1255-900W.Rev1.00/2020

VRLA-Battery Performance : %DOD, Constant Current, Constant Power (25°C / 10.2 F.V.)

Discharge Time	5 Min	10Min	15Min	20Min	30Min	60Min	2Hr	3Hr	5Hr	10Hr	20Hr
%DOD	22%	32%	39%	42%	49%	65%	70%	81%	85%	100%	106%
Cons. Current	146A	107A	85.3A	69.3A	53.9A	35.8A	19.2A	14.9A	9.32A	5.5A	2.91A
Cons. Power	1572W	1182W	936W	762W	606W	400W	220W	170W	107W	66W	35W

