

VRLA / SLA Battery series is designed with AGM (Absorbent Glass Mat). In High Performance Plate with Anticorrosion Powder in Purify Electrolyte. Innovation Design of Fully Maintenance Free in Float Life 5 years. This is Highly Suited to Backup Applications in UPS/EPS, Security Alarm System, Emergency Light and other applications

Feature

- Smart UPS Battery Design up to 10%
- Battery Capacity 33Ah / 980W-5min
- AGM/SLA - Seal Lead Acid Battery
- Maintenance Free Battery Operation
- Non-Spillable Construction Design
- ABS container & Cover UI94HB-0
- Safety Value in explosion proof
- CE & UL Product Certification
- ISO9001 & ISO14001 Certified Factory

Application

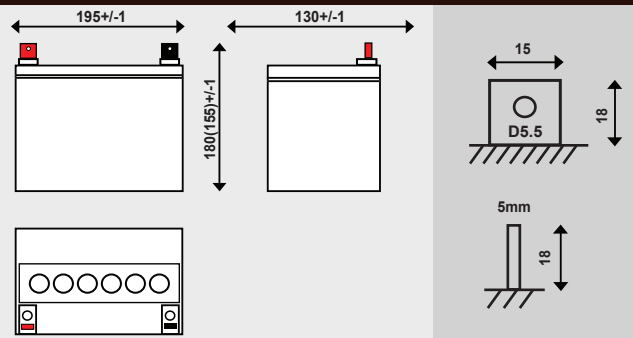
- UPS & EPS
- Emergency System
- Communication Eq.
- Security System
- Control Equipment
- Solar System
- Medical Equipment
- Cable TV & CCTV

Specifications

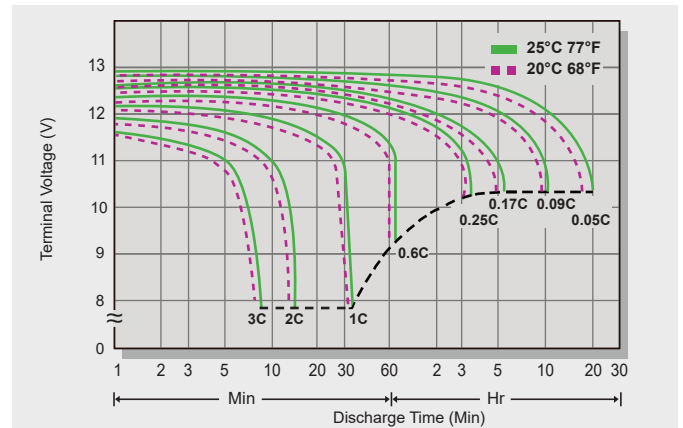
Voltage Normal	: 12 VDC	in 6 Cell
Capacity @20Hr	: 33.0Ah	@1.70A/ 20.5W
@ 5Hr	: 26.4Ah	@5.28A/ 62.7W
@ 1Hr	: 18.1Ah	@18.1A/ 203W
@15min	: 12.5Ah	@50.2A/ 552W (*UPS)
@ 5min	: 7.6Ah	@92.2A/ 980W (*UPS)
Max. Discharge	: 460A	@14C
Max. Charge Current	: 10.0A	@0.3C
Internal Resistance	: Apporx. 15 mΩ	Full Charge at 25°C
Design Float Life	: 5 years	at 25 °C
Cycle Lift Service	: 1500 cycles	at DOD 25%
Float Charge Voltage	: 13.5-13.8V	(-20mV/°C) at 25°C
Cycle Charge Voltage	: 14.4-15.0V	(-30mV/°C) at 25°C
Operation Temp.	: Normal	25+/- 3 °C
	: Discharge	-15 – 50 °C
	: Charge	-15 – 50 °C
	: Storage	-15 – 50 °C
Self Discharge	: more than 6 Month	at 25°C
Terminal	: T14-M5	
Container Material	: ABS UL94 HB-0	(Option :UL94V-0)
Physical	: 195x130x180mm	– 10.0 Kgs



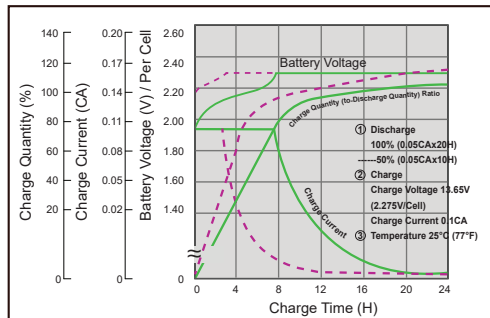
Dimension 195x130x180mm Weight = 10.2kgs @T15m5



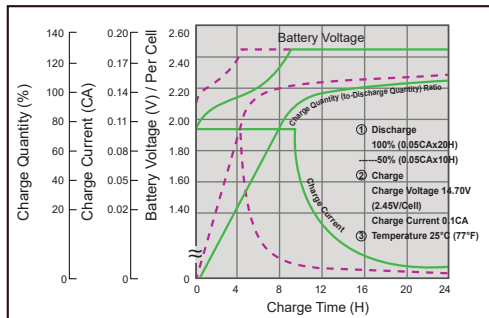
Terminal Voltage (V) and Discharge Time



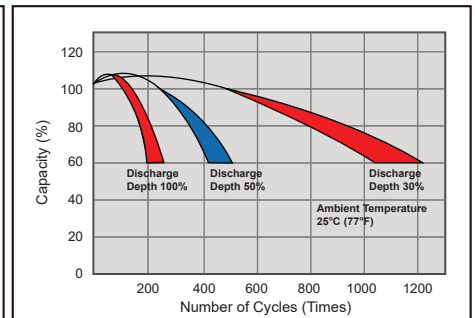
Battery Voltage and Charge Time for Standby Use



Battery Voltage and Charge Time for Cycle Use



Cycle Service Life



Constant Current(Amp) and Power (Watt/Box) Discharge Table

VRLA-Battery Performance : %DOD, Constant Current, Constant Power (25°C / 10.2 F.V.)

Discharge Time	5 Min	10Min	15Min	20Min	30Min	60Min	2Hr	3Hr	5Hr	10Hr	20Hr
%DOD	23%	32%	38%	42%	46%	55%	68%	75%	80%	95%	100%
Cons. Current	92.2A	62.6A	50.2A	41.5A	30.3A	18.1A	11.2A	8.25A	5.28A	3.12A	1.70A
Cons. Power	985W	697W	552W	457W	340W	203W	129W	95.2W	62.7W	37.6W	20.5W

EWAVE.BRO-14.BATT GB12-33 / 980W.Rev1.00/2019